

Indian Staffing Federation

# Flexi Staffing Industry Staffing Employment Trends Report

Quarter 2 Report 2022-23

2023

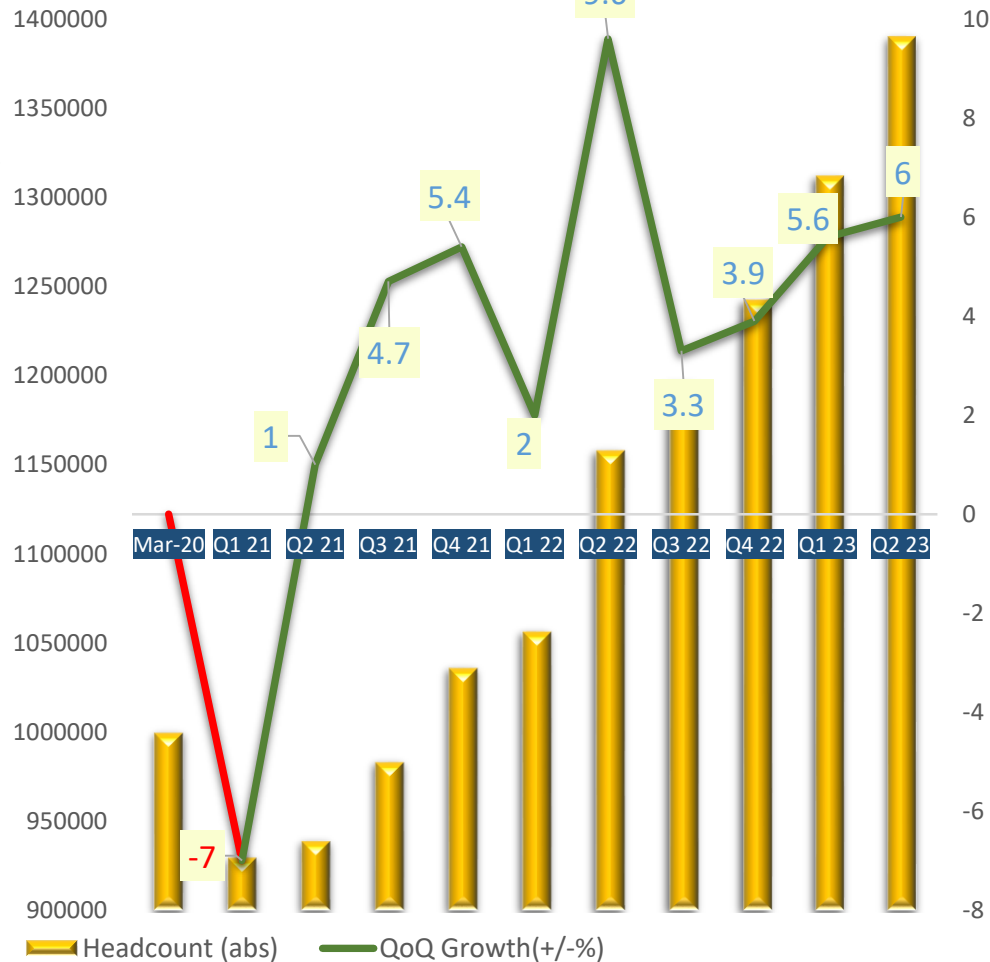


Indian Staffing Federation  
STAFFING INDIA'S GROWTH



# Staffing Industry Grew at 6% QoQ and robust 20% YoY (Q2 vs Q2)

Flexi Staffing Industry  
New Employment Growth QoQ (Q2 22-23)



>> Staffing industry had a robust New Employment (Flexi) growth at **20% YoY** (Q2 22-23 vs Q2 21-22)

>> ISF Members added **2.32 lakhs** New Formal Flexi Workforce in last four qtrs.

>> Q223 grew at **6%** witnessing incremental growth of **0.4% QoQ** with **~78K** new flexi employment created in Q223

>> ISF Members represent **1.4 mn** Formal Flexi Workforce at the end of Q2 23

**YoY (Q223 vs Q222): Staffing industry grew at 20% YoY**

- The markets are stabilizing with new employment growth as witnessed with a continued robust demand across sectors except IT.
- Nett headcount growth for staffing Industry (represented by ISF members) in the last 4 qtrs, has grown at **2.32 lakhs** indicating significant new employment demand.
- General Staffing, that is employing from sectors like ecommerce, retail, manufacturing, BFSI, hospitality witnessed a very high demand.
- IT Staffing witnessed cautious approach as projects usually come to a close in this Qtr and also from the impact of global developments.

**Q223: QoQ Staffing industry grew at 6%**

- **Q223** (July- Sept 2022) jumped **+0.5% up from Q122**
- ISF members have provided employment to appx **78K new job seekers** in Q2 23.

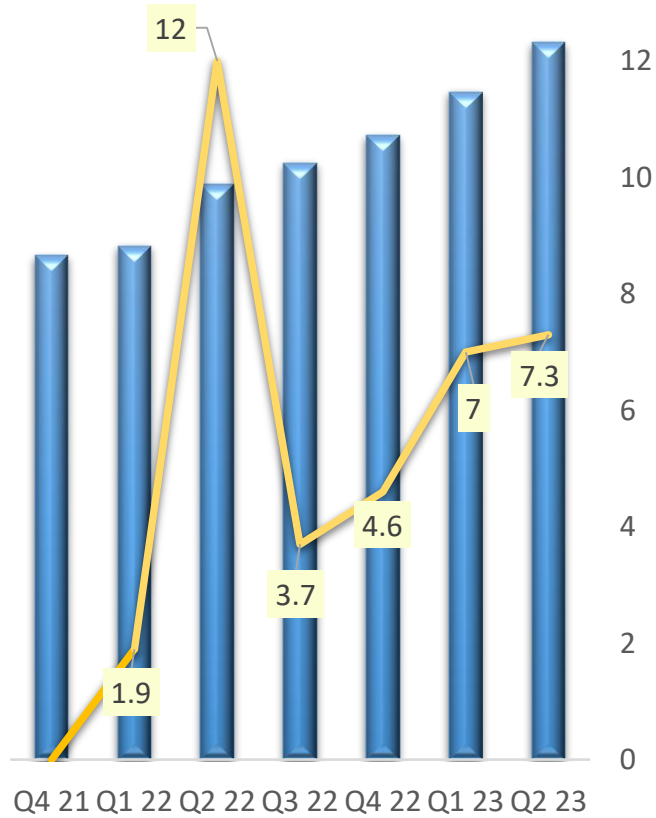
REFERENCE: YoY is the headcount growth between Q123 vs Q122

REFERENCE: Q223: Jul-Sept 22-23

# General Staffing Industry grew at 24.6% YoY and a robust 7.3% QoQ

(Q2 2022 vs Q2 2021)

General Staffing Industry Employment Growth Trend QoQ (Q223)



Headcount (abs) QoQ Growth(+/-%) QoQ Growth(+/-%)

REFERENCE: Q123: Jul-Sept 22-23

>>

General Staffing Industry witnessed a sharp growth at **24.6% YoY** (Q2 22-23 vs Q2 21-22)



>>

General Staffing industry contributed with new employment growth at **7.3% growth in Q223**. It was witnessed that Q2 23 had a **+0.3%** growth higher than previous Qtr with New Employment Growth



>>

ISF members added **2.24 lakhs new employment** across General staffing roles in last rolling YoY. There was **~77K** new employment generated in Q2.

>>

General Staffing Industry was primarily driven by demands from FMCG, E-commerce, Manufacturing, Retail, Logistics, Banking, Hospitality, Tourism, Insurance, Infrastructure etc.



# IT Staffing Industry grew at 15.8% (YoY) Q2 vs Q2

>>

IT Staffing Industry is showing a slow down over last 2 Qtrs , with a slow new employment growth at **2.2% (Q2)**



>>

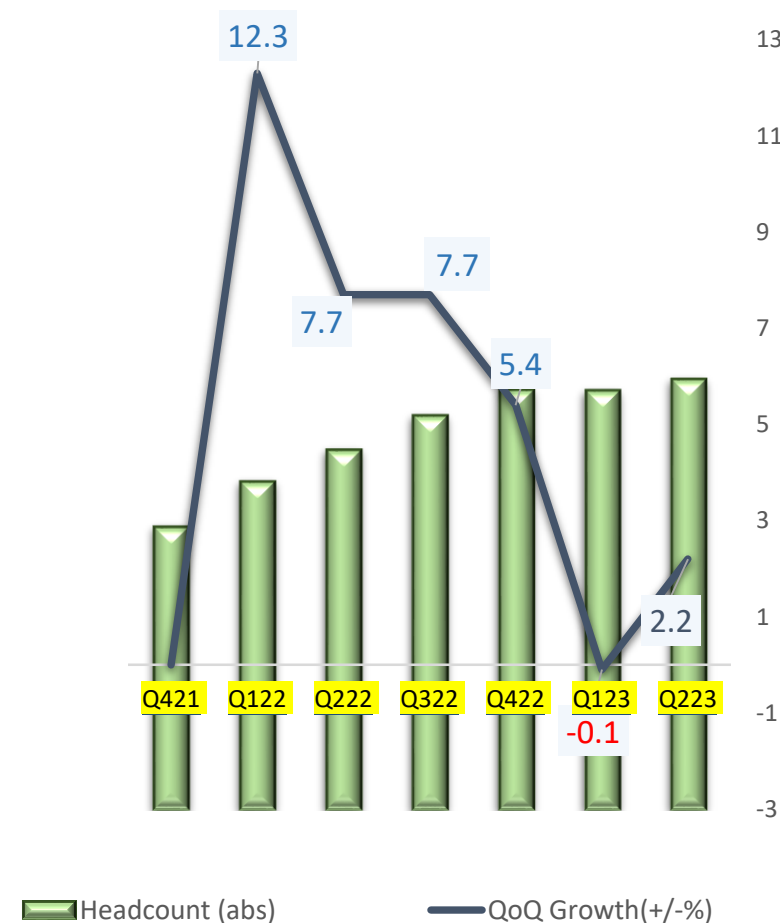
IT Staffing industry is very closely maintaining its employees across projects, as the YoY new employment growth is at **15.8%** from previous quarters.



>>

While IT Staffing Industry continues to address as per the market demands in niche skills, however there is a visible impact from global markets as the employment slows down for majority of the IT Companies.

### IT Staffing Industry Employment Growth Trend QoQ (Q223)



Indian Staffing Federation

2023

# Flexi Staffing Industry Staffing Employment Trends Report

Quarter 2 Report 2022-23



connect with us



[www.isf.org.in](http://www.isf.org.in)



+91-11-49121670



[abhishek@isf.org.in](mailto:abhishek@isf.org.in)