

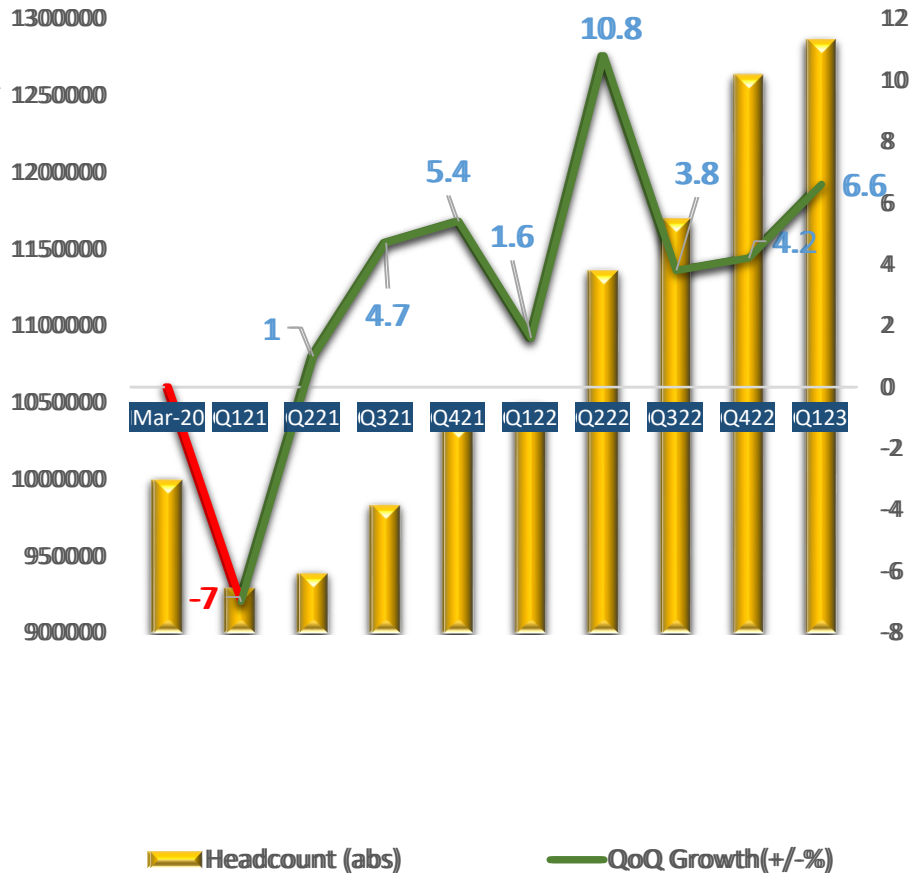
Indian Staffing Federation
Quarter 1 Report
Flexi Staffing Industry
2022-23

2023



Staffing Industry Grew at 6.6% QoQ and significant 28% YoY (Q1 vs Q1)

Flexi Staffing Industry
New Employment Growth QoQ (Q1 22-23)



>> Staffing industry had a robust New Employment (Flexi) growth at 28% YoY (Q1 22-23 vs Q1 21-22)

>> ISF Members added 2.33 lakhs New Formal Flexi Workforce in last four qtrs.

>> Q123 grew at 6.6% witnessing another steady increase at +2.4% QoQ with 66000 new flexi employment created in Q123

>> ISF Members represent 1.29 mn Formal Flexi Workforce Q123

YoY (Q123 vs Q122): Staffing industry grew at 28% YoY

- The markets reopening post Covid wave 3.0 in Q1 2022-23 had much sharper flexi employment demand, with YoY witnessing new employment growth at 28%. This sharp growth comes from the factor as Q121-22 (last year) the industry was able to persist through the Covid wave 2.0 at 1.6%. **The growth between Last four Qtrs thus has been significant.**
- Nett headcount growth for staffing Industry (represented by ISF members) in the last 4 qtrs, has grown at 2.33 lakhs indicating the significant new employment demand across sectors.
- General Staffing, that is employing from sectors like ecommerce, retail, manufacturing, BFSI, witnessed a very high demand.
- IT Staffing saw a more normalized approach to new employment creation compared to previous quarters, more so due to the external factors impacting the employment sentiment for the industry.

Q123: QoQ Staffing industry grew at 6.6%

- Q123 (Apr-Jun 2022) jumped +2.4% up from Q422
- ISF members have provided employment to 66000 new job seekers in Q123.

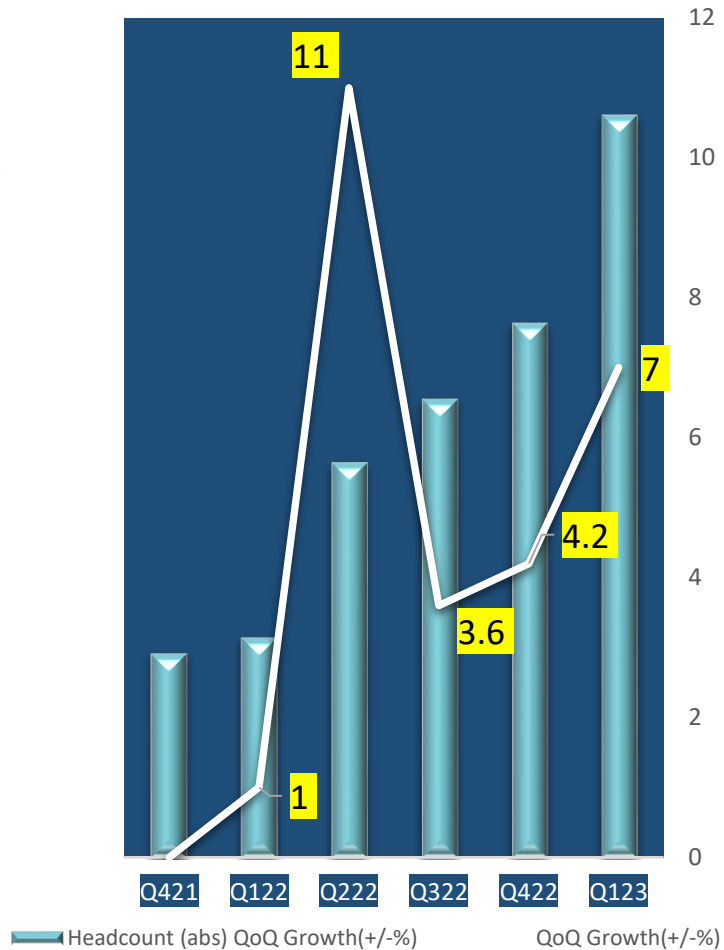
REFERENCE: YoY is the headcount growth between Q123 vs Q122

REFERENCE: Q123: Apr-June 22-23

General Staffing Industry grew at 28.3% YoY

Q1 2022 vs Q1 2021

General Staffing Industry Employment Growth Trend QoQ (Q123)



>>

General Staffing Industry witnessed a sharp growth at **28.3% YoY** (Q1 22-23 vs Q1 21-22)



>>

General Staffing industry contributed with new employment growth at **7% growth in Q123**. This is a sharp **+2.8%** higher than previous Qtr New Employment Growth



>>

ISF members added **2.21 lakhs new employment** across General staffing roles in last rolling YoY. There is a significant **66000** new employment generated in Q1.



>>

General Staffing Industry was primarily driven by demands from FMCG, E-commerce, Manufacturing, Retail, Logistics, Banking, Insurance, Infrastructure etc.

REFERENCE: Q123: Apr-June 22-23

IT Staffing Industry grew at 20.3% (YoY)

Q1 2022 vs Q1 2021

>>

IT Staffing Industry continues to maintain growth at **20.3% YoY** (Q1 22-23 vs Q1 21-22)



>>

The new employment generation continued momentum with promising new employment growth from Fintech, IT Infra, Cloud, Cybersecurity, Data analytics etc. **IT Staffing Industry** continues to address with demands for digital adoption across sectors.

>>

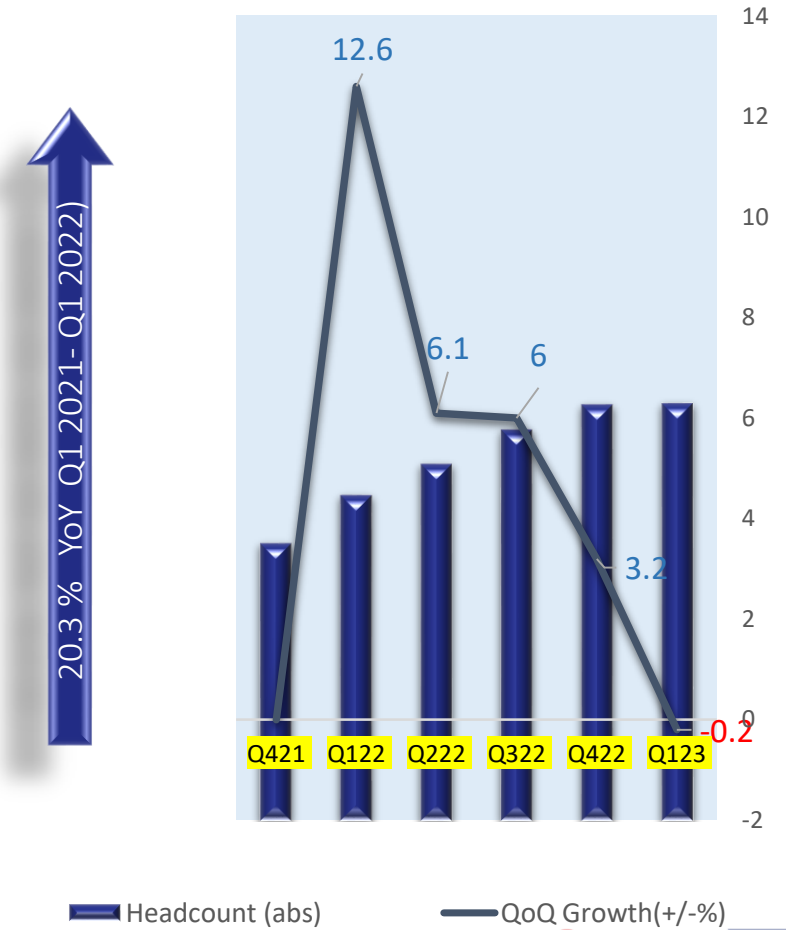
IT staffing industry post witnesses a **stabilisation in the demand** with Q1 not many new employment. The global scenario developing across the world from the Ukraine war, impact of global financial markets among others have continued to keep a slow pace and cautious approach.



>>

IT Staffing industry maintained its employment numbers with a minimal dip in Q1.

IT Staffing Industry
Employment Growth Trend QoQ (Q123)



Indian Staffing Federation
Quarter 1 Report
Flexi Staffing Industry
2022-23

2023



connect with us



www.isf.org.in



+91-11-49121670



abhishek@isf.org.in