

# 2025

## Indian Staffing Federation Quarter 2 Report Flexi Staffing Industry

# 2024-25



## Highlights

Indian Staffing Federation

Quarter 2 : Flexi Staffing  
Employment Trend  
Report: Q2 25 (July - Sept)

## Staffing Industry Growth Rate



- Flexi Staffing Industry overall continued a double digit new employment growth trend at **17.9% YoY (Q2 24 vs Q2 25)**
- Overall the Flexi Staffing Industry witnessed a robust growth with a QoQ (Nett employment) **growth at 5.9% in Q2 24 -25.**
- **General Flexi Staffing industry** witnessed new employment growth at **18.4% YoY**, and had a robust new employment QoQ growth at **5.9% in Q2 2024-25 (QoQ)**
- **IT Flexi Staffing industry** after a long hiatus witnessed growth at **5.4% YoY**, and witnessed a positive QoQ growth at **4.1% in Q2 2024-25 (QoQ)**

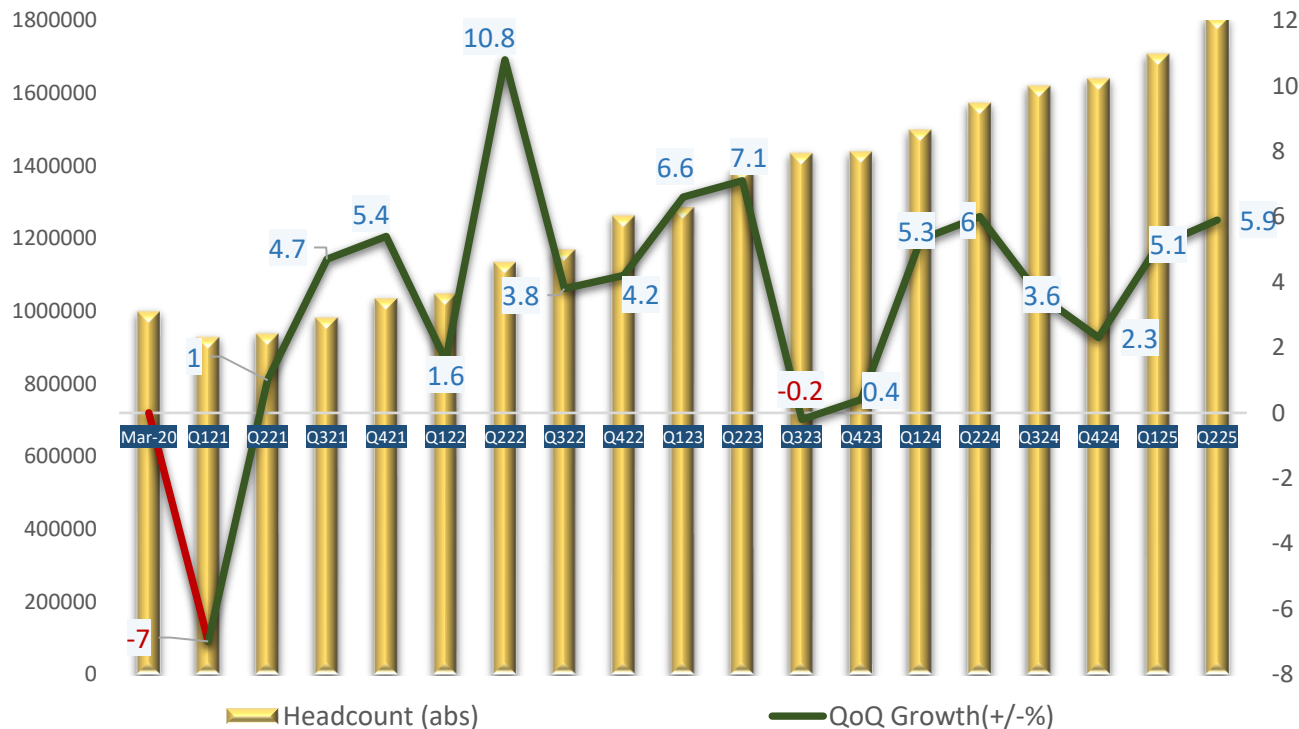
## Flexi Employment Added



- Staffing members of ISF **added 2.35 lakhs new formal workforce in last 4 Qtrs (YoY).**
- The 130+ members of Indian Staffing Federation **employ 1.81 mn flexi workforce (Sept 2024)**
- **General Staffing Industry** nett new employment added was at **2.33 lakhs new formal workforce in 2024-25 (YoY)**
- **Employment demands** were primarily driven from sectors like E-commerce, Logistics, Manufacturing, Retail, Banking, Hospitality etc.
- **IT Staffing Industry** witnessed a **growth** in new employment generation, as it comes out in green and start showing the signs of growth with New Employment Generation

# Staffing Industry Grew at 5.9% QoQ and significant 17.9% YoY (Q2 vs Q2)

Flexi Staffing Industry  
New Employment Growth QoQ (Q2 24-25)



## YoY: Overall Staffing industry grew at 17.9% YoY (Q2 vs Q2)

- The new employment demand continued to witness a robust double digit growth rate at **17.9% YoY**.
- ISF members represent **1.81 mn flexi workforce** at the end of Q2 24-25.
- Nett new employment generated with staffing Industry (represented by ISF members) in **the last 4 qtrs, was 2.35 lakhs** indicating continued new demand for flexi staffing.
- Good demand growth from across sectors, supported in new employment pick up in Q225. The most significant contributions were from Retail, Ecommerce, Logistics, Hospitality, Manufacturing sectors.
- General Staffing industry witnessed new employment growth at a new level with **18.4% YoY**, whereas IT Staffing industry came out of red with a positive growth at **5.4% YoY (Q2 vs Q2)**.

## Q2 25: QoQ Overall Staffing industry grew at 5.6%

- Overall Staffing Industry jumped to a growth at **5.9% QoQ (Q225)** aided mostly by general staffing across sectors.
- New **~85K** Flexi staffing employment growth was added **through ISF members** in Q2 25 (QoQ).
- General Flexi Staffing industry witnessed new employment **growth rate at 5.9% Q2 2024-25 (QoQ)**.
- IT Staffing witnessed growth at **4.1% at Q225 (QoQ)**. Markets are gradually warming up and opening with new employment opportunities.

>> ISF Members added **2.35 lakhs** New Formal Flexi Workforce in last four qtrs.

>> Staffing industry had a robust New Employment (Flexi) growth at **17.9% YoY (Q2 24-25 vs Q2 23-24)**

>> ISF Members represent **1.81 mn** Formal Flexi Workforce Q224

>> Overall staffing industry witnessed a growth at **5.9%** in Q225 with **~85K** new flexi employment created QoQ.

REFERENCE: YoY is the headcount growth between Q224 vs Q225

REFERENCE: Q225: July- Sept 25

# Flexi Industry Employment Growth Break Up

## QoQ: 2024-25

### (General & IT Staffing )

General Flexi Staffing caters to all sectors except IT & ITeS

IT Flexi Staffing caters to IT & ITeS only

# General Staffing Industry grew at 18.4% YoY (Q2 vs Q2) & 5.9% Q2 24-25 (QoQ)

>>

General Staffing Industry witnessed new employment growth at **18.4% YoY**. New employment generation during festive season witnessed a rise which aided the staffing double digit growth for YoY (Q224 vs Q225).



>>

General Staffing Industry witnessed upturn on the new employment growth at **5.9% QoQ** in Q2 24-25 (Q1 vs Q2 24-25). ISF Members added **~84K** new employment growth in Q2 24-25



>>

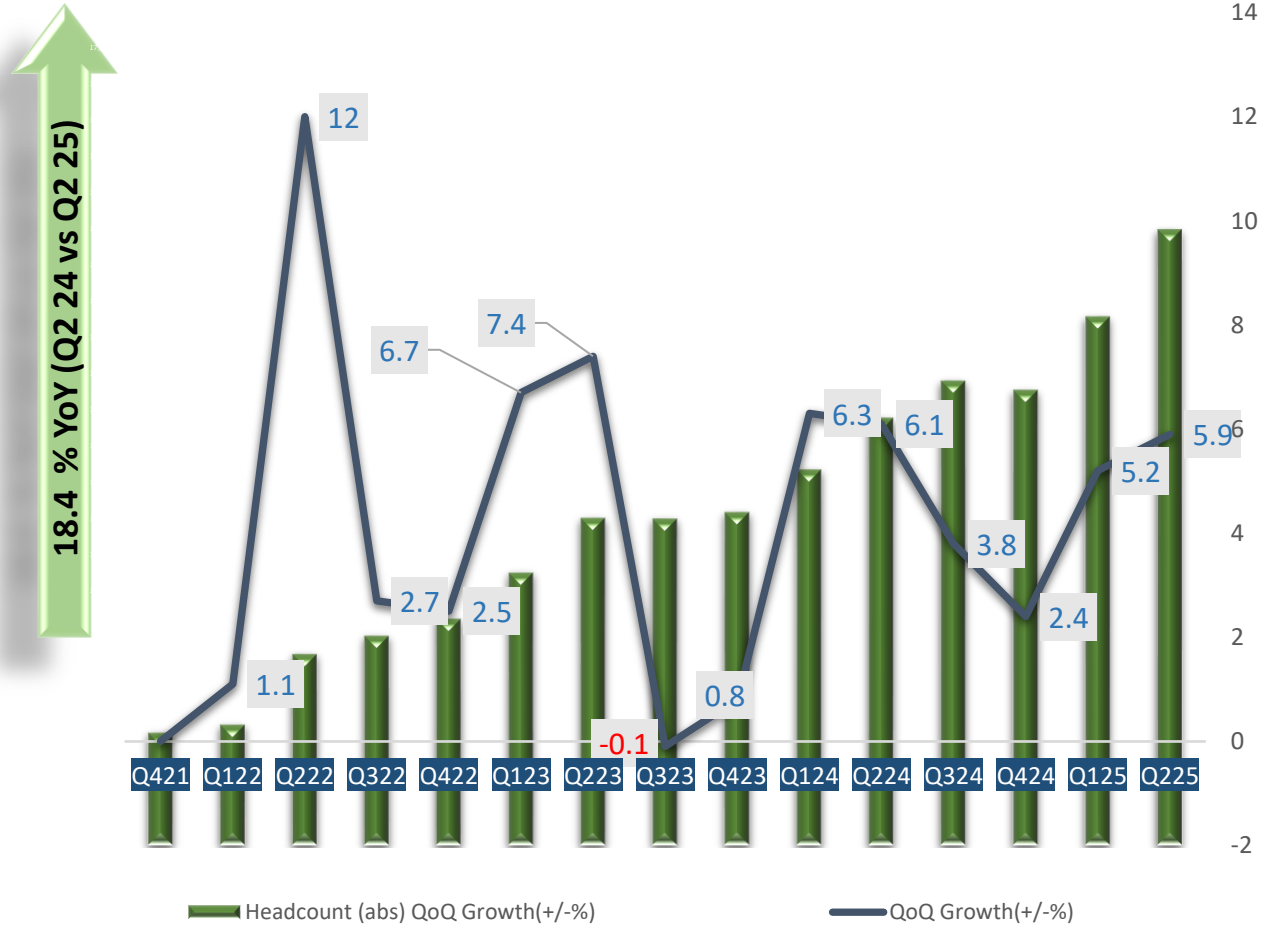
ISF members overall added **2.33 lakhs new employment** across General staffing industry in last 4 Quarters.

>>

General Staffing Industry was primarily driven by demands from FMCG, E-commerce, Manufacturing, Healthcare, Retail, Logistics, Banking, Energy etc.



General Staffing Industry Employment Growth Trend QoQ (Q225)



18.4 % YoY (Q2 24 vs Q2 25)

REFERENCE: Q225 Jul – Sept 24



# IT Staffing Industry New Employment Trend Q2 25 grew at 4.1% (QoQ): & 5.4% (YoY) (Q2 vs Q2)



>> IT Staffing Industry continued its positive momentum since last Qtr with a positive growth at 5.4% YoY (Q2 vs Q2).

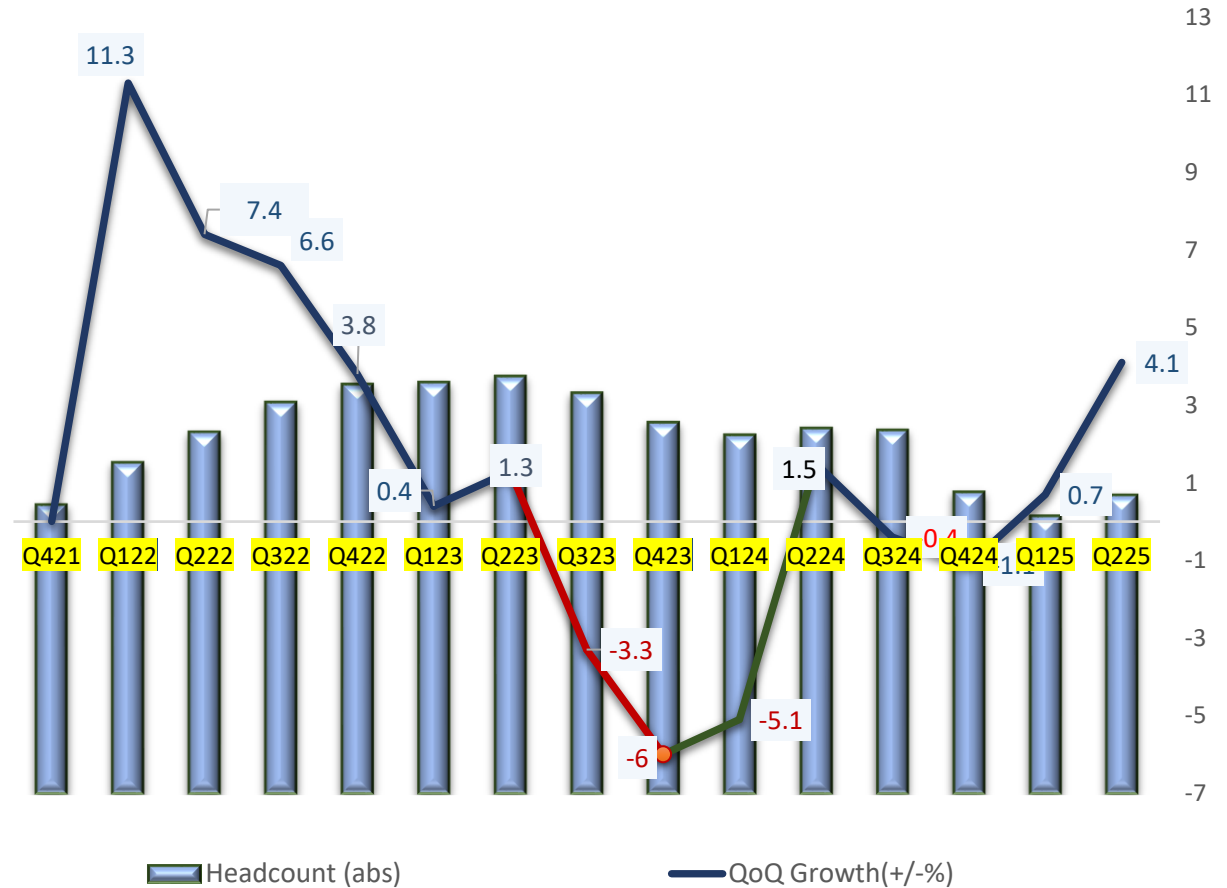
>> IT staffing industry continued to witness new demands from new GCCs and also from project ramp ups in services sectors. The gradual new employment growth in Q2 25 is also aided by non – IT sectors, which significantly has started investing back with the tech adoption.



>> IT Staffing Industry witnessed a new high in new employment generation with a positive Qtr growth at 4.1% QoQ (Q2 2024-25) almost back up after 11 quarters (~3 years).

5.4 % YoY (Q2 24 vs Q2 25)

## IT Staffing Industry Employment Growth Trend QoQ (Q225)



REFERENCE: Q225: Jul – Sept 24



# 2025

## Indian Staffing Federation Quarter 2 Report Flexi Staffing Industry

# 2024-25

